

# Connect

Handwriting  
& Mini-Tests  
1<sup>st</sup> Primary

**First Term**

2021




Designed and written by:

**Ragab Ahmed**



# Unit 1 - Lesson 1



hello

مرحباً

hello

Blank handwriting lines for the word 'hello'.



goodbye

إلى اللقاء

goodbye

Blank handwriting lines for the word 'goodbye'.



shake hands

يسلم

shake hands

Blank handwriting lines for the phrase 'shake hands'.



Hany

هانى

Hany

Blank handwriting lines for the name 'Hany'.



Hana

هنا

Hana

Blank handwriting lines for the name 'Hana'.



Youssef

يوسف

Youssef

Blank handwriting lines for the name 'Youssef'.




Miss Mona

مس منى

Miss Mona

Blank handwriting lines for the name 'Miss Mona'.



bee

نحلة

bee

Blank handwriting lines for the word 'bee'.



**What's your name?**

ما اسمك؟

What's your name?

Handwriting practice lines for the text 'What's your name?'.



**Hello! I'm Hany.**

مرحباً! أنا هاني.

Hello, I'm Hany.

Handwriting practice lines for the text 'Hello, I'm Hany.'.



**Hello! I'm Hana.**

مرحباً! أنا هانا.

Hello, I'm Hana.

Handwriting practice lines for the text 'Hello, I'm Hana.'.



**Hello! I'm Youssef**

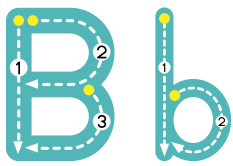
مرحباً! أنا يوسف.

Hello, I'm Youssef.

Handwriting practice lines for the text 'Hello, I'm Youssef.'.



# Unit 1 - Lesson 2



**Bb**  
**Bb**



**book**  
كتاب



**Busy Bee**  
النحلة النشيطة



**bag**  
حقيبة

Bb

book

Busy Bee

bag

Handwriting practice lines for the word 'Bb'.


Handwriting practice lines for the word 'book'.

Handwriting practice lines for the words 'Busy Bee'.

Handwriting practice lines for the word 'bag'.




**bird**  
طائر



**bus**  
حافلة ، أوتوبيس



**black**  
أسود



**blue**  
أزرق

bird

bus

black

blue

Handwriting practice lines for the word 'bird'.

Handwriting practice lines for the word 'bus'.

Handwriting practice lines for the word 'black'.

Handwriting practice lines for the word 'blue'.



# Unit 1 - Lesson 3



**Open your bag.**

افتح حقيبتك.

Open your bag.

---

---

---

---

---

---

---

---

---

---



**Close your bag.**

أغلق حقيبتك.

Close your bag.

---

---

---

---

---

---

---

---

---

---



**Open your book.**

افتح كتابك.

Open your book.

---

---

---

---

---

---

---

---

---

---



**Close your book.**

أغلق كتابك.

Close your book.

---

---

---

---

---

---

---

---

---

---



# Test on Unit 1

## 1 Match the words with the pictures.



1. book

2. bus

3. Miss Mona

4. Busy Bee


5. shake hands




## 2 Unscramble and write.



gba



anHy



bule



layp

.....



## 3 Write the missing letter.



be...



Yousse...




goodby...



...lack



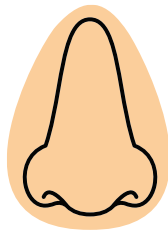
# Unit 2 - Lesson 1



eye

عين

eye



nose

أنف

nose



mouth

فم

mouth



ear

أذن

ear

Handwriting practice lines for the word 'eye'.

Handwriting practice lines for the word 'nose'.

Handwriting practice lines for the word 'mouth'.

Handwriting practice lines for the word 'ear'.



hand

يد

hand



body

جسم

body



Well done!

أحسننت!

Well done!



happy

سعيد

happy

Handwriting practice lines for the word 'hand'.

Handwriting practice lines for the word 'body'.

Handwriting practice lines for the phrase 'Well done!'.

Handwriting practice lines for the word 'happy'.



**This is my nose.**

هذا أنفي.

This is my nose.

---

---

---

---

---

---

---

---

---

---



**This is my ear.**

هذه أذني.

This is my ear.

---

---

---

---

---

---

---

---

---

---



**This is my eye.**

هذه عيني.

This is my eye.

---

---

---

---

---

---

---

---

---

---



**This is my hand.**

هذه يدي.

This is my hand.

---

---

---

---

---

---

---

---

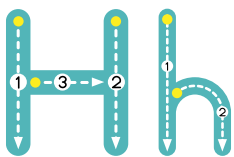
---

---





# Unit 2 - Lesson 2



Hh  
Hh



hair  
شعر



Hany  
هاني



hand  
يد

Hh

hair

Hany

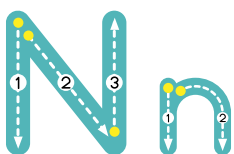
hand

Blank handwriting lines for practicing the letter Hh.

Blank handwriting lines for practicing the word hair.

Blank handwriting lines for practicing the name Hany.

Blank handwriting lines for practicing the word hand.




Nn  
Nn



Noha  
نُها



neck  
رقبه



nose  
أنف

Nn

Noha

neck

nose

Blank handwriting lines for practicing the letter Nn.

Blank handwriting lines for practicing the name Noha.

Blank handwriting lines for practicing the word neck.

Blank handwriting lines for practicing the word nose.



# Unit 2 - Lesson 3



**I wash my hands.**

أغسل يداي.

I wash my hands.

---

---

---

---

---

---

---

---

---

---



**I brush my teeth.**

أغسل أسناني بالفرشاة.

I brush my teeth.

---

---

---

---

---

---

---

---

---

---



**I wash my face.**

أغسل وجهي.

I wash my face.

---

---

---

---

---

---

---

---

---

---



**I wash the salad.**

أغسل السلطة.

I wash the salad.

---

---

---

---

---

---

---

---

---

---



**touch**

يلمس


touch



**teeth**

أسنان

teeth



**comb**

يمشط الشعر

comb



**clean**

ينظف


clean



**hand**

يد


hand



**nose**

أنف

nose



**ear**

أذن

ear



**neck**

رقبه

neck



# Test on Unit 2

## 1 Match the words with the pictures.

- 1. wash my hands
- 2. neck
- 3. clean my room
- 4. teeth
- 5. well done



## 2 Unscramble and write.



are

hyapp

slada

oumth

.....



.....

.....

.....



## 3 Write the missing letter.



...air


e...e

...ose

...and




# Unit 3 - Lesson 1



**bag**

حقية

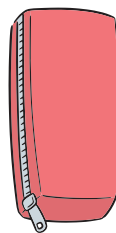
bag



**pen**

قلم جاف


pen



**pencil case**

مقلمة


pencil case



**ruler**

مسطرة

ruler



**pencil**

قلم رصاص

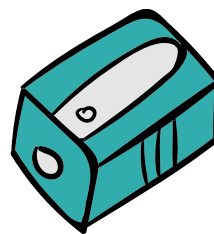
pencil



**book**

كتاب

book



**sharpener**

براية

sharpener



**school**

مدرسة

school



**What's this?**

ما هذا ، ما هذه؟

What's this?

---

---

---

---

---


---

---

---

---

---



**It's a pen.**

انه قلم جاف.

It's a pen.

---

---

---

---

---

---

---

---

---

---



**It's a pencil.**

انه قلم رصاص.

It's a pencil.

---

---

---

---

---

---

---

---

---

---



**It's a pencil case.**

إنها مقلمة.

It's a pencil case.

---

---

---

---

---

---

---

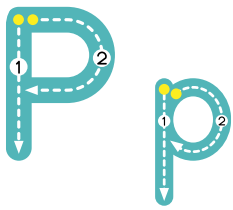
---

---

---



# Unit 3 - Lesson 2




Pp  
Pp



Peter  
بيتر



pen  
قلم جاف



pencil  
قلم رصاص

Pp

Peter

pen

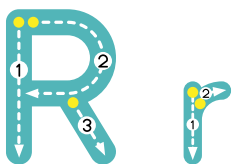
pencil

Blank handwriting lines for practicing the letter Pp.

Blank handwriting lines for practicing the name Peter.

Blank handwriting lines for practicing the word pen.

Blank handwriting lines for practicing the word pencil.




Rr  
Rr



ruler  
مسطره



Rasha  
رشا



red  
أحمر

Rr

ruler

Rasha

red

Blank handwriting lines for practicing the letter Rr.

Blank handwriting lines for practicing the word ruler.

Blank handwriting lines for practicing the name Rasha.

Blank handwriting lines for practicing the word red.




# Unit 3 - Lesson 3



**one**

واحد

one



**two**

اثنان


two



**three**

ثلاثة


three



**four**

أربعة

four



**five**

خمسة

five



**count**

يعد ، يحسب

count



**ball**

كرة

ball



**girl**

بنت

girl





# Test on Unit **3**

## 1 Match the words with the pictures.

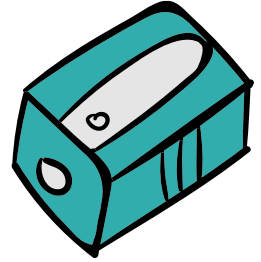
1. sharpener

2. two


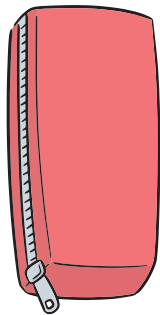

3. three

4. ball

5. count



## 2 Unscramble and write.



piencil

case pencil




bga

schloo

.....



## 3 Write the missing letter.



fiv...

r...d

rule...

bo...k



# Unit 4 - Lesson 1



birthday

عيد ميلاد

birthday

Handwriting practice lines for the word 'birthday'.



six

سته

six

Handwriting practice lines for the word 'six'.



How old are you?

كم عمرك؟

How old?

Handwriting practice lines for the phrase 'How old?'.



seven

سبعه

seven

Handwriting practice lines for the word 'seven'.



eight

ثمانية

eight

Handwriting practice lines for the word 'eight'.



nine

تسعة

nine

Handwriting practice lines for the word 'nine'.



numbers

أرقام

numbers

Handwriting practice lines for the word 'numbers'.



ten

عشرة

ten

Handwriting practice lines for the word 'ten'.



# Unit 4 - Lesson 2



**card**  
بطاقة

card

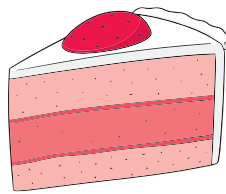
Handwriting practice lines for the word 'card'.



**candle**  
شمعه

candle


Handwriting practice lines for the word 'candle'.



**cake**  
كيك

cake


Handwriting practice lines for the word 'cake'.



**Cairo**  
القاهرة

Cairo


Handwriting practice lines for the word 'Cairo'.



**Omnia**  
أمنيه

Omnia


Handwriting practice lines for the name 'Omnia'.



**oil**  
زيت

oil


Handwriting practice lines for the word 'oil'.



**olives**  
زيتون

olives

Handwriting practice lines for the word 'olives'.




**orange**  
برتقالة

orange


Handwriting practice lines for the word 'orange'.



# Unit 4 - Lesson 3




red  
أحمر



yellow  
أصفر



orange  
برتقالي



black  
أسود

red

Handwriting practice lines for the word 'red'.

yellow


Handwriting practice lines for the word 'yellow'.

orange


Handwriting practice lines for the word 'orange'.

black

Handwriting practice lines for the word 'black'.




blue  
أزرق



green  
أخضر



balloon  
أنبوبة ، بالونه



colours  
ألوان

blue

Handwriting practice lines for the word 'blue'.

green

Handwriting practice lines for the word 'green'.

balloon

Handwriting practice lines for the word 'balloon'.

colours




Handwriting practice lines for the word 'colours'.






# Test on Unit 4

## 1 Match the words with the pictures.

- 1. olives
- 2. candle
- 3. one
- 4. four
- 5. colours



## 2 Unscramble and write.



whiet

blakc

crad

orngea

.....

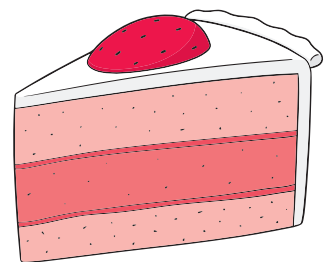


.....

.....

.....



## 3 Write the missing letter.



numbe...s

...alloon

oi...

cak..



# Unit 5 - Lesson 1



**father**  
أب

father

---

---

---

---

---

---

---

---

---

---



**mother**  
أم

mother

---

---

---

---

---

---

---

---

---

---



**grandfather**  
جد

grandfather

---

---

---

---

---


---

---

---

---

---



**sister**  
أخت

sister

---

---

---

---

---


---

---

---

---

---



**brother**  
أخ

brother

---

---

---

---

---


---

---

---

---

---



**family**  
عائلة ، أسرة

family

---

---

---

---

---

---

---

---

---

---



**grandmother**  
جده

grandmother

---

---

---

---

---

---

---

---

---

---



**uncle**  
عم ، خال

uncle

---

---

---

---

---

---

---

---

---

---



**Who is this?**

من هذا ، من هذه؟

Who is this?

Handwriting practice lines for the sentence 'Who is this?'.



**This is my mother.**

هذه أمي.

This is my mother.

Handwriting practice lines for the sentence 'This is my mother.'.




**This is my father.**

هذا أبي.

This is my father.

Handwriting practice lines for the sentence 'This is my father.'.



**This is my sister.**


هذه أختي.

This is my sister.

Handwriting practice lines for the sentence 'This is my sister.'.



# Unit 5 - Lesson 2



**Fady**  
فادي

Fady  
\_\_\_\_\_  
\_\_\_\_\_  
\_\_\_\_\_  
\_\_\_\_\_  
\_\_\_\_\_



**father**  
أب

father  
\_\_\_\_\_  
\_\_\_\_\_  
\_\_\_\_\_  
\_\_\_\_\_  
\_\_\_\_\_



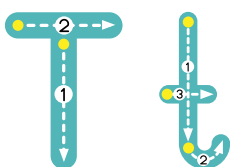
**flag**  
علم

flag  
\_\_\_\_\_  
\_\_\_\_\_  
\_\_\_\_\_  
\_\_\_\_\_  
\_\_\_\_\_



**family**  
عائلة

family  
\_\_\_\_\_  
\_\_\_\_\_  
\_\_\_\_\_  
\_\_\_\_\_  
\_\_\_\_\_




**Tt**  
Tt

Tt  
\_\_\_\_\_  
\_\_\_\_\_  
\_\_\_\_\_  
\_\_\_\_\_  
\_\_\_\_\_



**tea**  
شاي

tea  
\_\_\_\_\_  
\_\_\_\_\_  
\_\_\_\_\_  
\_\_\_\_\_  
\_\_\_\_\_



**tree**  
شجرة

tree  
\_\_\_\_\_  
\_\_\_\_\_  
\_\_\_\_\_  
\_\_\_\_\_  
\_\_\_\_\_



**ten**  
عشرة

ten  
\_\_\_\_\_  
\_\_\_\_\_  
\_\_\_\_\_  
\_\_\_\_\_  
\_\_\_\_\_





# Unit 5 - Lesson 3



help

يساعد



water

مياه



Help me!

ساعدني!



card

بطاقة ، كارت

help

water

Help me!

card

Handwriting practice lines for the word 'help'.

Handwriting practice lines for the word 'water'.


Handwriting practice lines for the phrase 'Help me!'.

Handwriting practice lines for the word 'card'.



boy

ولد




teacher

معلم ، معلمه



Thank you.

شكراً لك.



girl

بنت

boy

teacher

Thank you.

girl

Handwriting practice lines for the word 'boy'.

Handwriting practice lines for the word 'teacher'.

Handwriting practice lines for the phrase 'Thank you.'.

Handwriting practice lines for the word 'girl'.




# Test on Unit 5

## 1 Match the words with the pictures.


1. Thank you.



2. He is a teacher.



3. I like tea.



4. This is a tree.

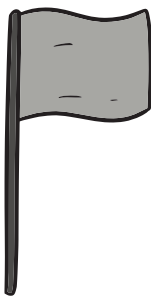
5. I like water.



## 2 Unscramble and write.




lphe



lagf



therfa



fmilya



## 3 Write the missing letter.



g...andfather



...randmother



...rother



mothe...




# Unit 6 - Lesson 1



**drum**  
طبله

drum  
\_\_\_\_\_  
\_\_\_\_\_  
\_\_\_\_\_  
\_\_\_\_\_  
\_\_\_\_\_  
\_\_\_\_\_



**guitar**  
جيتار

guitar  
\_\_\_\_\_  
\_\_\_\_\_  
\_\_\_\_\_  
\_\_\_\_\_  
\_\_\_\_\_  
\_\_\_\_\_




**Let's play.**  
هيا نعرّف.

Let's play.  
\_\_\_\_\_  
\_\_\_\_\_  
\_\_\_\_\_  
\_\_\_\_\_  
\_\_\_\_\_  
\_\_\_\_\_



**flute**  
مزمار

flute  
\_\_\_\_\_  
\_\_\_\_\_  
\_\_\_\_\_  
\_\_\_\_\_  
\_\_\_\_\_  
\_\_\_\_\_



**piano**  
بيانو

piano  
\_\_\_\_\_  
\_\_\_\_\_  
\_\_\_\_\_  
\_\_\_\_\_  
\_\_\_\_\_  
\_\_\_\_\_



**music**  
موسيقى

music  
\_\_\_\_\_  
\_\_\_\_\_  
\_\_\_\_\_  
\_\_\_\_\_  
\_\_\_\_\_  
\_\_\_\_\_



**triangle**

آله نقر موسيقية على شكل مثلث

triangle  
\_\_\_\_\_  
\_\_\_\_\_  
\_\_\_\_\_  
\_\_\_\_\_  
\_\_\_\_\_  
\_\_\_\_\_



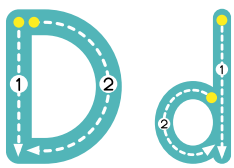
**I can ...**

أنا أستطيع ...


I can  
\_\_\_\_\_  
\_\_\_\_\_  
\_\_\_\_\_  
\_\_\_\_\_  
\_\_\_\_\_  
\_\_\_\_\_



# Unit 6 - Lesson 2



Dd  
Dd



Dina  
دينا



drum  
طبله



dog  
كلب

Dd

Dina

drum

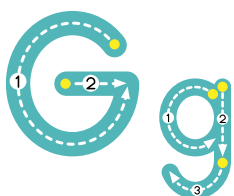
dog

Handwriting practice lines for the word 'Dd'.

Handwriting practice lines for the name 'Dina'.

Handwriting practice lines for the word 'drum'.


Handwriting practice lines for the word 'dog'.



Gg  
Gg



Gamila  
جميله



green  
أخضر



guitar  
جيتار

Gg

Gamila

green

guitar

Handwriting practice lines for the word 'Gg'.


Handwriting practice lines for the name 'Gamila'.

Handwriting practice lines for the word 'green'.

Handwriting practice lines for the word 'guitar'.



# Unit 6 - Lesson 3



smell

يشم

smell

Handwriting practice lines for the word 'smell'.



hear

يسمع

hear

Handwriting practice lines for the word 'hear'.



touch

يلمس

touch

Handwriting practice lines for the word 'touch'.



see

يري

see

Handwriting practice lines for the word 'see'.



taste

يتذوق

taste

Handwriting practice lines for the word 'taste'.



ear

أذن

ear

Handwriting practice lines for the word 'ear'.




nose

أنف

nose

Handwriting practice lines for the word 'nose'.




eye

عين

eye

Handwriting practice lines for the word 'eye'.



# Test on Unit 6

## 1 Match the words with the pictures.

1. play
2. flute
3. smell
4. piano
5. music



## 2 Unscramble and write.




hrea



nsoe



rdmu



geenr

.....

.....

.....

.....



## 3 Write the missing letter.



...tand up



..aste



..og



..riangle



# Unit 7 - Lesson 1



**home**

بيت

home

Handwriting practice lines for the word 'home'.



**bedroom**

حجرة النوم

bedroom

Handwriting practice lines for the word 'bedroom'.



**living room**

غرفة المعيشة

living room

Handwriting practice lines for the word 'living room'.




**kitchen**

مطبخ

kitchen

Handwriting practice lines for the word 'kitchen'.



**garden**

حديقة

garden

Handwriting practice lines for the word 'garden'.



**He is**

هو يكون

He is

Handwriting practice lines for the phrase 'He is'.



**bathroom**

حمام

bathroom

Handwriting practice lines for the word 'bathroom'.



**She is**

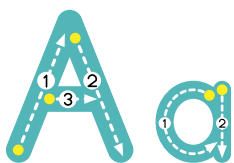
هي تكون

She is

Handwriting practice lines for the phrase 'She is'.




# Unit 7 - Lesson 2




**Aa**  
Aa



**Amira**  
أميرة



**apple**  
تفاحة



**ant**  
نملة

Aa

Handwriting practice lines for the letter Aa.

Amira

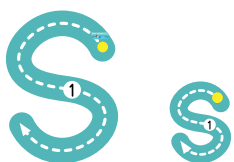
Handwriting practice lines for the name Amira.

apple

Handwriting practice lines for the word apple.

ant

Handwriting practice lines for the word ant.




**Ss**  
Ss



**Samy**  
سامي



**star**  
نجمة



**square**  
مربع

Ss

Handwriting practice lines for the letter Ss.

Samy

Handwriting practice lines for the name Samy.

square

Handwriting practice lines for the word square.


star

Handwriting practice lines for the word star.





# Unit 7 - Lesson 3




circle

دائرة

circle

Handwriting practice lines for the word 'circle'.




square

مربع

square

Handwriting practice lines for the word 'square'.




triangle

مثلث

triangle

Handwriting practice lines for the word 'triangle'.



star

نجمة

star

Handwriting practice lines for the word 'star'.



six

سنة

six

Handwriting practice lines for the word 'six'.



seven

سبعة

seven

Handwriting practice lines for the word 'seven'.



rectangle

مستطيل

rectangle

Handwriting practice lines for the word 'rectangle'.

1 + 1 = 2

maths

حساب

maths


Handwriting practice lines for the word 'maths'.






# Test on Unit 7

## 1 Match the words with the pictures.

1. kitchen
2. living room
3. circle
4. boy
5. girl



## 2 Unscramble and write.



nta

pplae


bderoom

dengar

.....



## 3 Write the missing letter.



...ix

seve...

...quare

sta...



# Unit 8 - Lesson 1



**pyramids**

أهرامات

pyramids

Handwriting practice lines for the word 'pyramids'.



**Sphinx**

أبو الهول

Sphinx

Handwriting practice lines for the word 'Sphinx'.



**King Tut**

الملك توت

King Tut

Handwriting practice lines for the word 'King Tut'.




**stones**

أحجار

stones

Handwriting practice lines for the word 'stones'.




**ant**

فلة

ant

Handwriting practice lines for the word 'ant'.




**camel**

جمل

camel

Handwriting practice lines for the word 'camel'.




**queen**

ملكة

queen

Handwriting practice lines for the word 'queen'.



**key**

مفتاح

key

Handwriting practice lines for the word 'key'.



**The camel is big.**

الجمل كبير (الحجم).

The camel is big.

---

---

---

---

---


---

---

---

---

---



**The elephant is big.**

الفيل كبير (الحجم).

The elephant is big.

---

---

---

---

---


---

---

---

---

---



**The ant is small.**

النملة صغيرة (الحجم).

The ant is small.

---

---

---

---

---

---

---

---

---

---



**The bee is small.**

النحلة صغيرة (الحجم).

The bee is small.

---

---

---

---

---

---

---

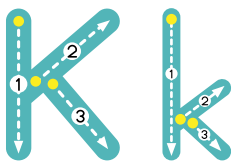
---

---

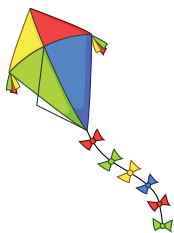
---



# Unit 8 - Lesson 2



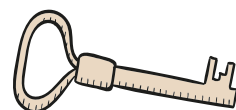
**Kk**  
Kk



**kite**  
طائرة ورقية



**King Tut**  
الملك توت



**key**  
مفتاح

Kk

kite

King Tut

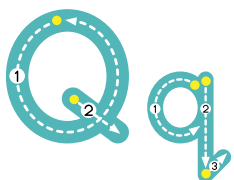
key

Handwriting practice lines for the letter Kk.

Handwriting practice lines for the word kite.

Handwriting practice lines for the name King Tut.

Handwriting practice lines for the word key.



**Qq**  
Qq



**quiet**  
هادىء



**Queen Nefertiti**  
الملكة نفرتيتى

Qq

quiet

Queen Nefertiti


Handwriting practice lines for the letter Qq.

Handwriting practice lines for the word quiet.

Handwriting practice lines for the name Queen Nefertiti.




# Unit 8 - Lesson 3



**big**

كبير الحجم

big



**small**

صغير الحجم

small



**Alexandria**

الإسكندرية

Alexandria



**Aswan**

أسوان

Aswan



**Cairo**

القاهرة

Cairo



**Luxor**

الأقصر


Luxor



**Port Said**

بورسعيد

Port Said



**Egypt**

مصر

Egypt



**I live in Cairo.**

أنا أعيش في القاهرة.

I live in Cairo.

Handwriting practice lines for the sentence 'I live in Cairo.'



**I live in Luxor.**

أنا أعيش في الأقصر.

I live in Luxor.

Handwriting practice lines for the sentence 'I live in Luxor.'



**I live in Alexandria.**

أنا أعيش في الإسكندرية.

I live in Alexandria.

Handwriting practice lines for the sentence 'I live in Alexandria.'



**I live in Aswan.**

أنا أعيش في أسوان.

I live in Aswan.





Handwriting practice lines for the sentence 'I live in Aswan.'




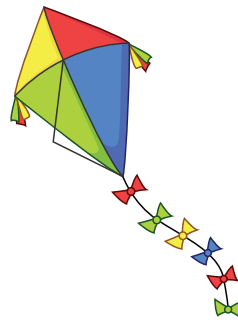

# Test on Unit 8

## 1 Match the words with the pictures.

1. small ant
2. big camel
3. queen
4. key
5. pyramids



## 2 Unscramble and write.



Ciaro

gbi

ktie

qutie

.....



.....

.....

.....



## 3 Write the missing letter.



...ing

...tones

...mall

ke...





# Unit 9 - Lesson 1



**beach**

شاطئ

beach

Handwriting practice lines for the word 'beach'.



**throw**

يرمي

throw

Handwriting practice lines for the word 'throw'.



**skip**

يقفز بالحبل

skip

Handwriting practice lines for the word 'skip'.



**kick**

يركل ، يشوط

kick

Handwriting practice lines for the word 'kick'.



**swim**

يسبح

swim

Handwriting practice lines for the word 'swim'.



**dig**

يحفر

dig

Handwriting practice lines for the word 'dig'.



**jump**

يقفز

jump

Handwriting practice lines for the word 'jump'.



**run**

يجري

run

Handwriting practice lines for the word 'run'.



**I can swim.**

أنا أستطيع أن اسبح.

I can swim.

---

---

---

---

---

---

---

---

---

---



**I can skip.**

أنا أستطيع أن أقفز بالحبل.

I can skip.

---

---

---

---

---

---

---

---

---

---



**I can kick.**

أنا أستطيع أن أركل بالكرة.

I can kick.

---

---

---

---

---

---

---

---

---

---



**I can dig.**

أنا أستطيع أن أحفر.

I can dig.

---

---

---

---

---

---

---

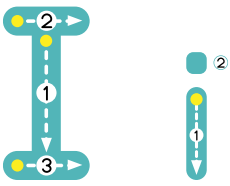
---

---


---



# Unit 9 - Lesson 2



li  
li



Injy  
انجي



in  
في



insect  
حشرة

Ii

Injy

in

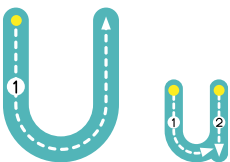
insect

Blank handwriting lines for practicing the word 'li'.

Blank handwriting lines for practicing the word 'Injy'.

Blank handwriting lines for practicing the word 'in'.

Blank handwriting lines for practicing the word 'insect'.



Uu  
Uu



umbrella  
شمسية



Uncle Amr  
العم عمرو



under  
تحت

Uu

umbrella

Uncle Amr

under

Blank handwriting lines for practicing the word 'Uu'.


Blank handwriting lines for practicing the word 'umbrella'.

Blank handwriting lines for practicing the word 'Uncle Amr'.

Blank handwriting lines for practicing the word 'under'.




# Unit 9 - Lesson 3



**box**

صندوق

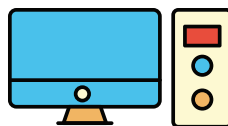
box



**table**

منضدة

table



**computer**

حاسب آلي


computer



**in**

في


in



**on**

على

on



**behind**

خلف

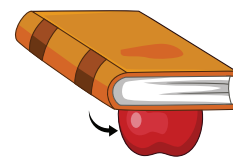
behind



**flower**

وردة

flower



**under**

تحت

under



# Test on Unit 9

## 1 Match the words with the pictures.



1. Injy

2. Uncle Amr

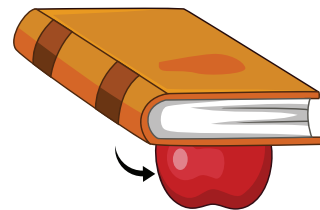


3. umbrella

4. flower

5. computer



## 2 Unscramble and write.



tblae

xbo

erund

wims

.....

.....

.....

.....



## 3 Write the missing letters.



...un

ski...

...ig

insec...